

Online Teaching Resources

Digital Kids Explorer



Samples of

- > Lesson Plans
- > Activity Worksheets
- > Self-Evaluation Sheets

Syllabus

I use the computer

1. My computer
2. The desktop
3. Mouse and keyboard
4. My work space

I type a letter

1. Start typing
2. Change the font
3. Insert pictures
4. Save and print

I visit the world

1. How to surf
2. The web page
3. Educational games
4. Copy from the web

I have friends

1. My email
2. Send a message
3. Read and reply
4. Email rules

I give commands

1. LOGO and the turtle
2. Move the turtle
3. Draw a shape
4. Let's have fun!

1

2

3

4

5

6

7

8

9

10

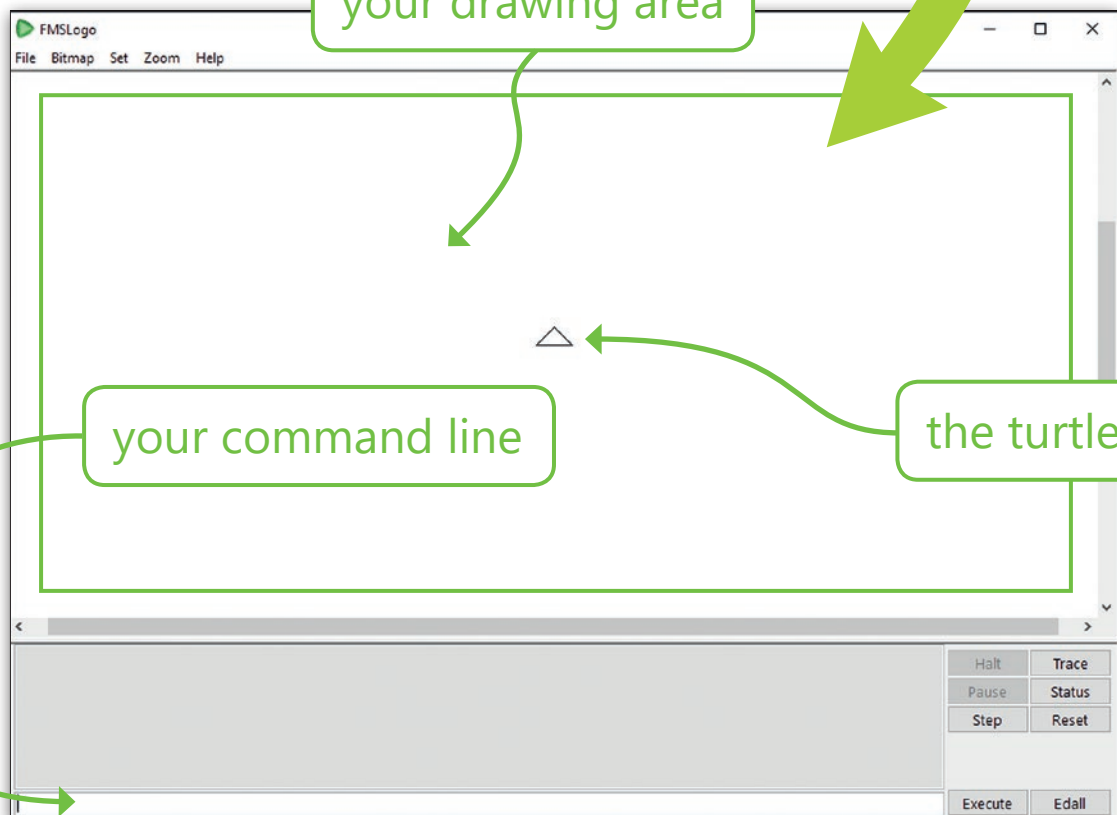
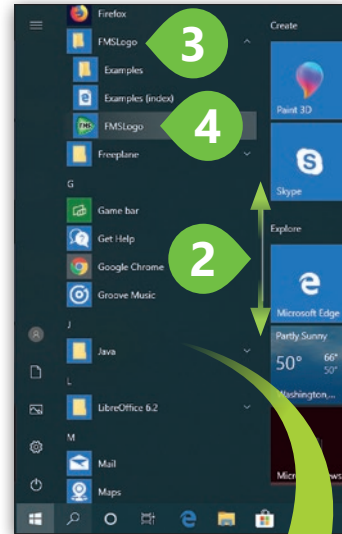
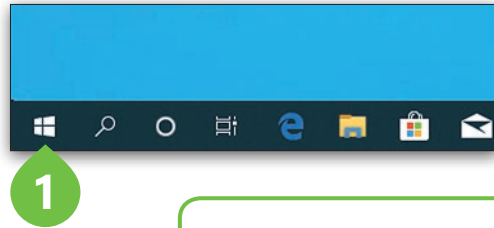
11

12

TASK 2

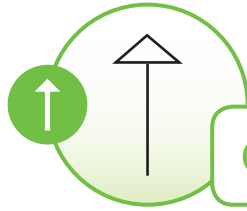
Move the turtle

Start the LOGO program.



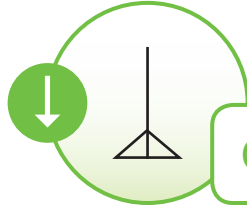
Use commands to move the turtle.

`fd 50`




Go forward 50 steps.

`bk 50`



Go backwards 50 steps.

`rt 90`




Turn right 90 degrees.

`lt 90`



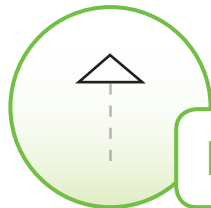
Turn left 90 degrees.

`pd`



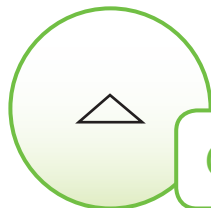
Pen down. Now, draw a line.

`pu`



Pen up. Don't draw a line.

`cs`

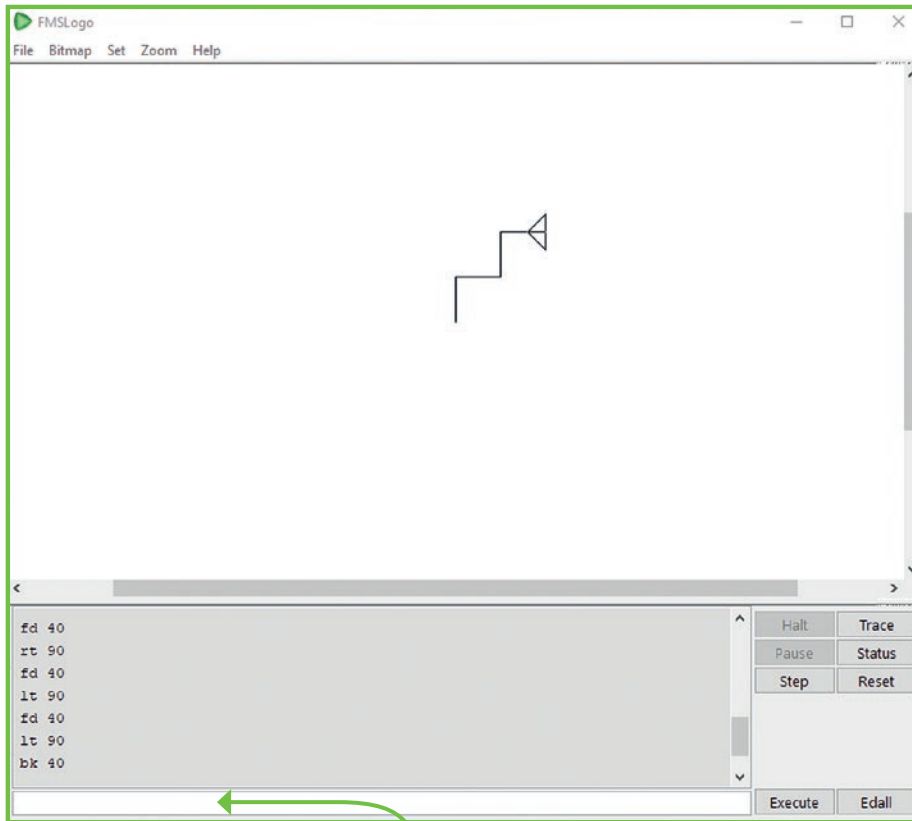


Clear the drawing area.





Now, let's draw something.



Type these commands in the command line.

```
fd 40      Enter ↵  
rt 90     Enter ↵  
fd 40     Enter ↵  
lt 90     Enter ↵  
fd 40     Enter ↵  
lt 90     Enter ↵  
bk 40     Enter ↵
```



Try these commands.



```
pd
rt 90
fd 100
lt 90
fd 50
rt 90
fd 100
rt 90
fd 50
lt 90
fd 100
pu
```

```
pd
rt 90
fd 50
lt 45
fd 50
rt 90
fd 50
pu
```

What do you see on your screen?

Can you draw these lines?

```
pd
fd 50
lt 120
fd 100
lt 120
fd 100
```

